


AMERIPHONE®

SUPER PHONE RINGER

MODEL SR-200 & SR-95



Users' Guide

E
N
G
L
I
S
H

E
S
P
A
Ñ
O
L

F
R
A
N
Ç
A
I
S

Table Of Contents

Operation	3
Safety Information	4
Installation	15
Warranty	18
Your Satisfaction	19
Regulatory Compliance	20

Operation

1. Select the ring pattern.
2. Adjust ringing tone.
3. Adjust the volume.
(When it is turned to OFF, light will still flash when phone rings.)

Important Safety Instructions

When using your SR-200 Super Phone Ringer, basic safety precautions should always be followed to reduce the risk of fire, electric shock and persons including the following:

1. Read and understand all instructions.
2. Follow all warnings and instruction marked on the SR-200 Super Phone Ringer.
3. Do not use this SR-200 Super Phone Ringer near a bathtub, wash basin, kitchen sink or laundry tub, in a wet basement, near a swimming pool or anywhere else there is water.
4. Avoid using a telephone (other than a cordless type) during a storm. There may be a remote risk of electrical shock from lightning.
5. Do not use the telephone to report a gas leak in the vicinity of the leak.
6. Unplug the SR-200 Super Phone Ringer from the wall outlets before cleaning. Do

- not use liquid cleaners or aerosol cleaners on the product. Use a damp cloth for cleaning.
7. Place this ringer on a stable surface. Serious damage and/or injury may result if the telephone falls.
 8. Do not cover the slots and openings on this product. It should never be placed near or over a radiator or heat register. It should not be placed in a built-in installation unless proper ventilation is provided.
 9. Operate this product using the electrical voltage as stated on the base unit or the owner's manual. If you are not sure of the voltage in your home, consult your dealer or local power company.
 10. Do not place anything on the power cord. Install the product where no one will step or trip on the cord.
 11. Do not overload wall outlets or extension cords as this can increase the risk of fire

- or electrical shock.
12. Never push any objects through the slots in the product. They can touch dangerous voltage points or short out parts that could result in a risk of fire or electrical shock. Never spill liquid of any kind on the product.
 13. To reduce the risk of electrical shock, do not take this product apart. Opening or removing covers may expose you to dangerous voltages or other risks. Incorrect reassembly can cause electric shock when the product is subsequently used.
 14. Unplug this product from the wall outlets and refer servicing to the manufacturer under the following conditions:
 - A. When the power supply cord or plug is frayed or damaged.
 - B. If liquid has been spilled into the product.
 - C. If the product has been exposed to

rain or water.

- D. If the product does not operate normally by following the operating instructions. Adjust only those controls that are covered by the operating instructions. Improper adjustment may require extensive work by a qualified technician to restore the product to normal operation.
 - E. If the ringer has been dropped or the case has been damaged.
 - F. If the product exhibits a distinct change in performance.
15. Never install telephone wiring during a lightning storm.
 16. Never install telephone jacks in wet locations unless the jack is specifically designed for wet locations.
 17. Never touch uninsulated telephone wires or terminals unless the telephone line has been disconnected at the network interface.

18. Use caution when installing or modifying telephone lines.
19. Use only the power cord and batteries indicated in this manual. Do not dispose of batteries in a fire. They may explode. Check with local codes for possible special disposal instructions.

ADDITIONAL SAFETY NOTES FOR CANADIAN USERS

The following items are included as part of the CS-03 Requirements. The standard connecting arrangement for the equipment is CA11A. This product meets the applicable Industry Canada technical specifications.

NOTICE: The Canadian Department of Communications label identifies certified equipment. This certification means that the equipment meets certain telecommunications network protective operational and safety

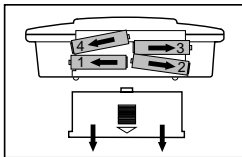
requirements. The Department does not guarantee that the equipment will operate to the user's satisfaction. Before installing this equipment, users should ensure that it is permissible to be connected to the facilities of the local telecommunications company. The equipment must also be installed using an acceptable method of connection. In some cases, the company's inside wiring associated with a single line individual service may be extended by means of a certified connector assembly (telephone extension cord). The customer should be aware that compliance with the above conditions may not prevent degradation of service in some situations. Repairs to certified equipment should be made by an authorized Canadian maintenance facility designated by the supplier. Any repairs or alterations made by the user to this equipment, or equipment malfunctions, may give the telecommunications company cause to request the user disconnect the equipment.

Users should ensure for their own protection that the electrical ground connections of the power utility, telephone lines and internal metallic water pipe system, if present, are connected together. This precaution may be particularly important in rural areas.

CAUTION: Users should not attempt to make such connections themselves, but should contact the appropriate electric inspection authority, or electrician, as appropriate. The Ringer Equivalent Number is an indication of the maximum number of terminals allowed to be connected to a telephone interface. The termination on an interface may consist of any combination of devices subject only to the requirement that the sum of the Ringer Equivalent Number of all the devices not exceed five.

SAVE THESE INSTRUCTIONS

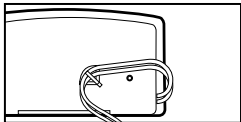
Installation



Battery Installation (If AC adapter is used, use rechargeable NiCad batteries* as optional power back-up)



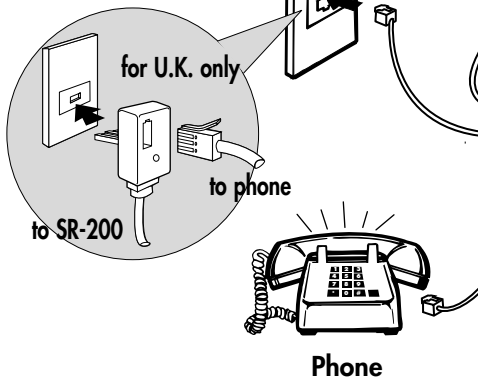
*Do not burn or puncture the batteries. Like other batteries of this type, if they are burned or punctured, they could release toxic material which could cause injury. Do not dispose of them in household garbage. For information about recycling or proper disposal, consult your local solid waste (garbage) collection or disposal organization.

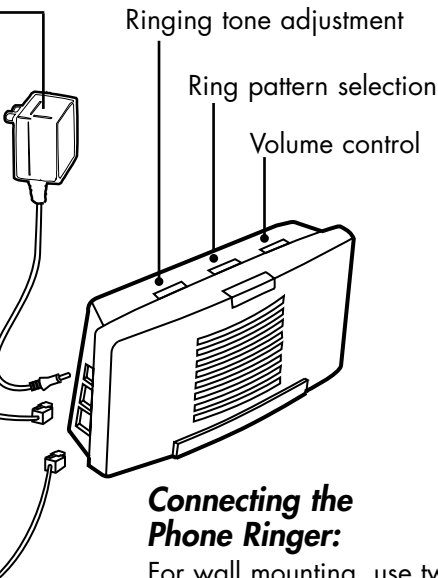


Phone cord retainer

Installation

AC adapter (9 VDC, 300 mA, if provided. If AC adapter is used, use rechargeable NiCad batteries as optional power back-up).





Connecting the Phone Ringer:

For wall mounting, use two screws, three inches apart, or use double-sided tape.

Regulatory Compliance

Part 68 of FCC Rules Information

This equipment complies with Part 68 of the FCC rules and the requirements adopted by the ACTA. On the bottom of this equipment is a label that contains, among other information, a product identifier in the format US:AAAEQ##TXXXX. If requested, this number must be provided to the telephone company.

A plug and jack used to connect this SR-200 / SR95 Ringer to the premises wiring and telephone network must comply with the applicable FCC Part 68 rules and requirements adopted by the ACTA. A compliant telephone cord and modular plug, RJ11 USOC, is provided with this product. It is designed to be connected to a compatible modular jack that is also compliant. See

installation instructions for details.

The REN is used to determine the number of devices that may be connected to a telephone line. Excessive RENs on a telephone line may result in the devices not ringing in response to an incoming call. In most but not all areas, the sum of RENs should not exceed five (5.0). To be certain of the number of devices that may be connected to a line, as determined by the total RENs, contact the local telephone company. For products approved after July 23, 2001, the REN for this product is part of the product identifier that has the format US:AAAEQ##TXXXX. The digits represented by ## are the REN without a decimal point (e.g., 03 is a REN of 0.3). For earlier products, the REN is separately shown on the label. If this telephone equipment, the SR200 / SR95 super phone ringer causes harm to the telephone network, the telephone company

will notify you in advance that temporary discontinuance of service may be required. But if advance notice isn't practical, the telephone company will notify the customer as soon as possible. Also, you will be advised of your right to file a complaint with the FCC if you believe it is necessary. The telephone company may make changes in its facilities, equipment, operations or procedures that could affect the operation of the equipment. If this happens the telephone company will provide advance notice in order for you to make necessary modifications to maintain uninterrupted service. If trouble is experienced with this telephone equipment, for repair or warranty information, please contact Walker / Ameriphone, 1-800-874-3005. If the equipment is causing harm to the telephone network, the telephone company may request that you disconnect

the equipment until the problem is resolved.

DO NOT DISASSEMBLE THIS EQUIPMENT.

This telephone equipment is not intended to be repaired and it contains no repairable parts. Opening the equipment or any attempt to perform repairs will void the warranty. For service or repairs, call 1-800-874-3005. Connection to party line service is subject to state tariffs. Contact the state public utility commission, public service commission or corporation commission for information.

If your home has specially wired alarm equipment connected to the telephone line, ensure the installation of this telephone equipment does not disable your alarm equipment. If you have questions about what

will disable alarm equipment, consult your telephone company or a qualified installer.

This telephone equipment is hearing aid compatible.

We recommend the installation of an AC surge arrester in the AC outlet to which this equipment is connected. The telephone companies report that electrical surges, typically lightning transients, are very destructive to customer terminal equipment connected to AC power sources.

Customer-Owned Coin/Credit Card Phones:

To comply with state tariffs, the telephone company must be given notification prior to connection. In some states, the state public utility commission, public service commission or corporation commission must give prior approval of connection.