

A large blue graphic element on the left side of the cover, consisting of a vertical line, a diagonal line sloping down to the right, and a horizontal line extending to the right from the end of the diagonal line.

POWER BASICS[®]

Basic Mathematics

Robert Taggart

Table of Contents

<i>To the Student</i>	v
Unit 1: Addition and Subtraction	
Lesson 1: Addition	3
Lesson 2: Subtraction	20
Unit 1 Review	37
Unit 1 Applications	39
Unit 2: Multiplication and Division	
Lesson 3: Multiplication	47
Lesson 4: Division	69
Unit 2 Review	95
Unit 2 Applications	96
Unit 3: Fractions and Decimals	
Lesson 5: Fractions	101
Lesson 6: Decimals	131
Unit 3 Review	149
Unit 3 Applications	150
Unit 4: Percents, Powers, and Roots	
Lesson 7: Percents	157
Lesson 8: Powers and Roots	178
Unit 4 Review	197
Unit 4 Applications	199
<i>Appendixes</i>	202
A. <i>Review of Rules and Formulas</i>	202
B. <i>Table of Squares and Square Roots</i>	223
<i>Glossary</i>	227
<i>Index</i>	233

UNIT 1

Addition and Subtraction



LESSON 1: Addition

GOAL: To review the addition of numbers to four digits with carrying, and to use addition in word problems

WORDS TO KNOW

carry

plus sign

column

row

digit

sum



equal sign

total

What Is Addition?

When you add, you combine two or more groups into one group. These groups can include one thing or more than one thing. The number of things in one group can be added to the number of things in another group. Adding is quicker than counting.

You have three apples in one group below and two apples in the other.



How many apples do you have altogether?

To answer this question, you can count:

1 → 2 → 3 → 4 → 5

Or, even faster, you can add:

3 → + → 2 → = 5

The sign for addition is $+$. It is called the **plus sign**. The plus sign tells you to add the numbers before and after the sign. The answer in an addition problem is called the **sum** or **total**. The result of addition equals the sum or total. The **equal sign** is $=$.

Look at the examples below.

Example 1

$3 + 7 = 10$ Three plus seven equals ten. The sum or total is 10.


Example 2

$8 + 4 = 12$ Eight plus four equals twelve. The sum or total is 12.

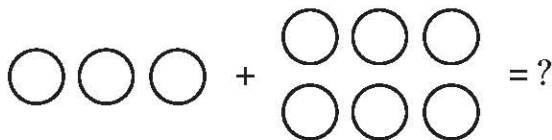
■ PRACTICE 1: Addition

Answer the question about each set of pictures. Write your answer on the line after each question.

1. Look at the apples below. How many apples are there altogether? _____ apples



2. Look at the circles below. How many circles are there altogether? _____ circles



Find the sum for each addition problem. Write your answer on the line after each problem.

3. $1 + 1 =$ _____

4. $2 + 1 =$ _____

5. $2 + 2 =$ _____

6. $2 + 3 =$ _____

7. $3 + 1 =$ _____

8. $4 + 3 =$ _____

Addition Problems in Columns

Addition problems can be written in different ways. You can write an addition problem in a **row**, in which the numbers are lined up horizontally. Look at the example below.

Example 1

$$8 + 6 = 14$$

However, you will more often write an addition problem in a **column**. Put the addition sign to the left of the last number to be added. Then put a line under the last number, separating it from the total. Look at the example below.

Example 2

$$\begin{array}{r} 8 \\ + 6 \\ \hline 14 \end{array}$$

Addition problems are easier to solve when they are written in columns, especially if you are adding large numbers.

TIP



The word *sum* comes from a Latin word that means “highest.” So when we say “The sum of 6 and 3 is 9,” we mean that the sum (9) is the highest number in the problem.

■ PRACTICE 3: Adding More Than Two Numbers

Find the sum for each problem. Circle your answer when you have finished.

$$\begin{array}{r} 1. \ 3 \\ \ 4 \\ \ 2 \\ + 6 \\ \hline \end{array}$$

$$2. \ 1 + 5 + 3 + 2 = \underline{\hspace{2cm}}$$

$$\begin{array}{r} 3. \ 1 \\ \ 3 \\ \ 4 \\ + 5 \\ \hline \end{array}$$

$$4. \ 4 + 2 + 1 + 3 = \underline{\hspace{2cm}}$$

$$\begin{array}{r} 5. \ 5 \\ \ 2 \\ \ 2 \\ + 7 \\ \hline \end{array}$$

$$6. \ 3 + 4 + 2 + 6 = \underline{\hspace{2cm}}$$

■ IN REAL LIFE



Addition skills can help you do work around the house. Ellis wants to make some shelves for his living room. He measures his living room wall and decides that each shelf should be 4 feet long. At the lumber yard, he notices that boards are sold in lengths of 6 feet, 8 feet, 10 feet, 12 feet, and 16 feet. The salesperson tells him he can buy one piece of wood and cut it into three pieces. If Ellis wants three shelves, each 4 feet long, which length of board should he buy? Write your answer on a separate sheet of paper.

Adding Two-Digit Numbers

A **digit** is any of the symbols used to write numbers: 0, 1, 2, 3, 4, 5, 6, 7, 8, 9. So far we have added numbers with one digit.

Numbers from 10 to 99 have two digits.

Some One-Digit Numbers

1, 3, 7, 6

Some Two-Digit Numbers

10, 36, 21, 55

To add two-digit numbers, follow the steps below.

Example

$$35 + 54$$

Step 1. Line up the ones and tens digits in columns.

$$\begin{array}{r} \text{tens} \quad \text{ones} \\ 35 \\ + 54 \\ \hline \end{array}$$

Step 2. Add the digits in the ones column.

$$\begin{array}{r} 35 \\ + 54 \\ \hline 9 \end{array}$$

Step 3. Add the digits in the tens column.

$$\begin{array}{r} 35 \\ + 54 \\ \hline 89 \end{array}$$

The sum is 89.



Basic Mathematics

Teacher's Guide

Table of Contents

<i>To the Teacher</i>	<i>vi</i>
<i>Classroom Management</i>	<i>vii</i>

Unit 1: Addition and Subtraction

Unit Overview	1
Additional Activity Suggestions	2

Unit 2: Multiplication and Division

Unit Overview	4
Additional Activity Suggestions	5

Unit 3: Fractions and Decimals

Unit Overview	7
Additional Activity Suggestions	8

Unit 4: Percents, Powers, and Roots

Unit Overview	10
Additional Activity Suggestions	11

<i>Answer Key</i>	13
<i>Graphic Organizers</i>	19
<i>Student Book Appendixes</i>	24
<i>Student Book Glossary</i>	39

Unit 1: Addition and Subtraction

This unit presents the operations of addition and subtraction. In Lesson 1, students learn the basics of addition, how to add in columns, adding multi-digit numbers, carrying, and how to identify and solve word problems involving addition. In Lesson 2, they learn about subtraction, including subtracting in columns, checking answers, subtracting numbers with different numbers of digits, borrowing, and how to identify and solve word problems involving subtraction.

Lesson 1—Addition

Goal: To review the addition of numbers to four digits with carrying, and to use addition in word problems

WORDS TO KNOW

carry	when the sum of a column is more than 9, to move numbers from that column to the column of the next greater place value
column	numbers lined up vertically (up and down)
digit	any one of the symbols 0, 1, 2, 3, 4, 5, 6, 7, 8, 9, which are used to represent numbers
equal sign	a sign used in place of the words “is equal to.” The sign looks like this: = .
plus sign	a sign used to mean add. It looks like this: +.
row	numbers lined up horizontally (across)
sum	the answer to an addition problem
total	the answer to an addition problem; another word for sum

Lesson 2—Subtraction

Goal: To review subtraction, including borrowing, and to use subtraction in word problems

WORDS TO KNOW

commutative property	mathematical property that says that changing the order of the numbers to be added or multiplied doesn't change the answer
difference	the answer in a subtraction problem
minuend	in a subtraction problem, the number that is being reduced, or subtracted from; in $4 - 1$, the minuend is 4.

minus sign	a sign used to show that the number after the sign is to be subtracted. It looks like this: $-$.
place value	the value of a digit within a number is shown by where it is placed in the number, that is, whether it stands for ones, tens, hundreds, thousands, and so forth.
subtraction	mathematical operation in which one number is taken away from another
subtrahend	in a subtraction problem, the number to be subtracted, or taken away, to find the difference between two numbers; in $7 - 5$, the subtrahend is 5.

Notes on Application Activities in Student Text

Activity	Skills Applied	Product
A New Checking Account	gathering information critical thinking computation skills	completed chart written opinion
Counting Animals	gathering information critical thinking computation skills	completed chart written conclusion
Your Monthly Budget	gathering information computation skills	completed chart

Additional Activity Suggestions

- Have learners visit the admissions office of a nearby college or junior college they might consider attending. Have them gather information on the costs of attending the school (including tuition, fees, books, dormitory housing if applicable, meals, parking permits, and so on) and find the total cost. They can also learn the number of credits needed to graduate and how much the courses they would want to take count toward the total.
- Have learners visit a local food bank or soup kitchen to learn the total cost of providing such a service. They should ask about the renting of the space and the cost of the food (including the approximate value of donated food), paper goods, cleaning service, paid staff (if any), and liability insurance. Have them total the expenses and research how much of the money needed comes from organized charities (such as the United Way) and other sources. Learners may be able to suggest additional ways to procure donated food, labor, or money for the pantry or kitchen.

- Ask learners with access to cars to visit a service station for a tune-up. They should find out the basic rate and also inquire about “extras” that add to the cost. Which extra services seem legitimate, and which seem like padding? What is the total cost of the desired services? Learners without access to a car might team up with those who do; they might also complete the same assignment with a bicycle at a bicycle shop.
- Have learners attend a town meeting, city council meeting, or their church’s annual meeting to observe and participate in budget discussions. Most such meetings are open to observers. Learners could prepare for the meeting by interviewing the town or county planner or comptroller (titles vary but basically they’re looking for the financial officers). Learners should also obtain a copy of the proposed budget to study. If there is a desire to take this idea further, you could have an in-class debate about a municipal budget.



Mental Math

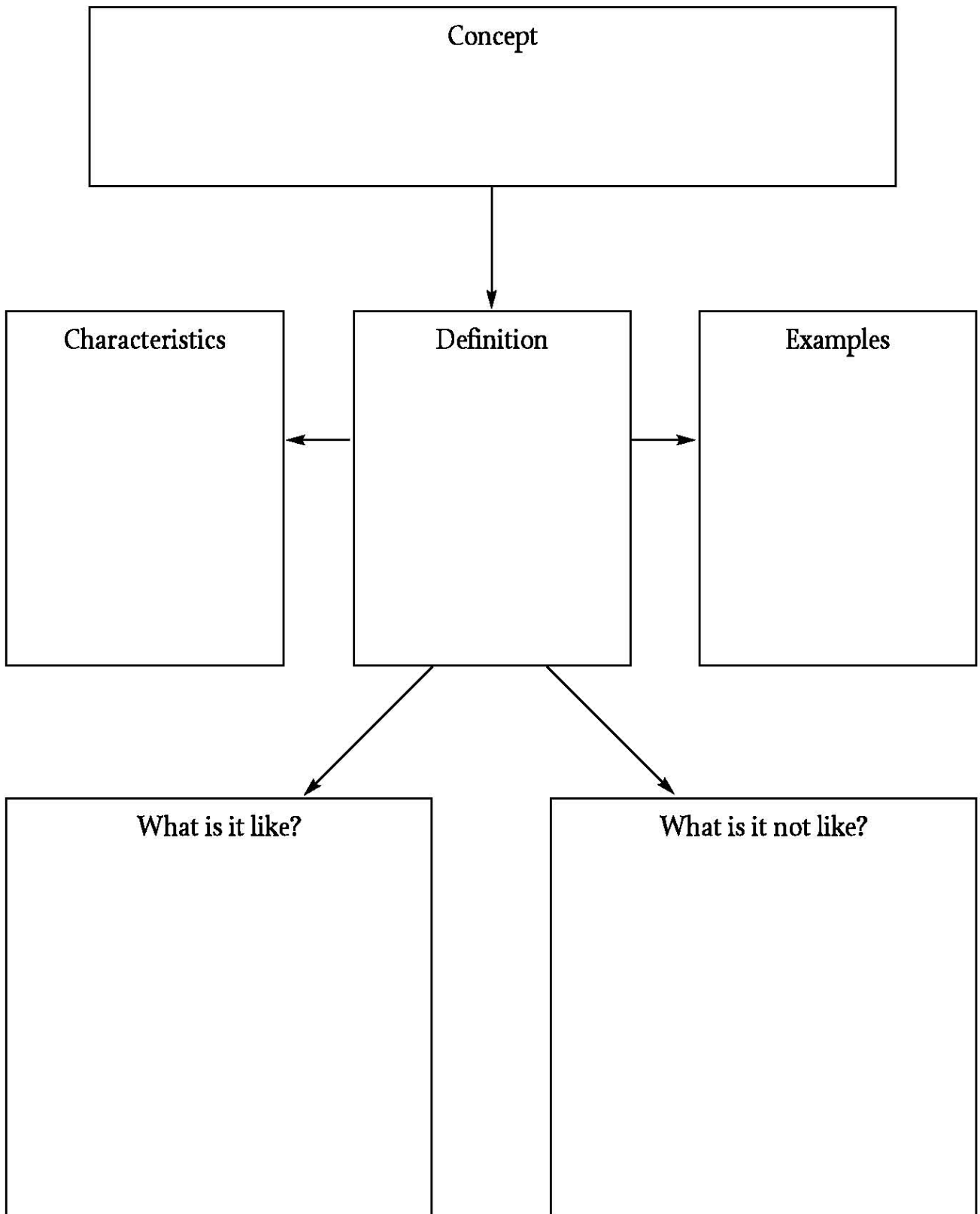
- Addition and subtraction lend themselves well to lively classroom games. One easy idea is to split your learners into two teams. Then present the teams with a series of addition and subtraction problems. Learners should not use paper, pencils, or calculators—all math should be done in their heads. The first person to call out each correct answer wins a point for his or her team. You can vary the game by adding a third team. Each team then takes a turn providing addition and subtraction problems for the other two teams to solve in their heads.



Differentiation

- As you present new concepts, demonstrate them on the board or overhead, using metacognitive strategies to explain out loud what you are thinking and doing throughout the process.
- For learners who find it difficult to think abstractly, use manipulatives to demonstrate the principles of addition.
- Give students pages from catalogs with items they are likely to find appealing, such as electronics, CDs, DVDs, and so forth. Have students work individually or in small groups to choose items from the catalog and add their cost. You may ask students to choose a certain number of items and add their prices to find the total cost, or ask them to find a minimum of three items that add up to a certain dollar value. You may want to specify whether they should include or omit tax and shipping costs in their calculations.
- To help students recall important new terms, use the Words to Know and definitions from each lesson to prepare crossword puzzles or matching activities.
- Ask students to brainstorm a list of all the ways they use addition in their daily lives. If you like, write the list on a corner of the board or on newsprint and post it in the classroom as a reminder.

Concept and Definition Chart





Basic Mathematics

Workbook

Table of Contents

To the Student	vii	Activity 18	Subtraction 3	18
Unit 1: Addition and Subtraction		Activity 19	Find the Missing Part	19
Activity 1	Addition 1	Activity 20	Estimation and Exact Answers	20
	1	Activity 21	Addition and Subtraction Puzzle	21
Activity 2	Magic Squares	Activity 22	Tug-of-War with Subtraction	22
	2	Activity 23	Solving One-Step Equations Using Subtraction	23
Activity 3	Addition Bingo	Unit 2: Multiplication and Division		
	3	Activity 24	Multiplication Bingo	24
Activity 4	Addition 2	Activity 25	Partner Facts	25
	4	Activity 26	Multiplication Chart	26
Activity 5	Tug-of-War	Activity 27	Deciding Out Loud	27
	5	Activity 28	Multiplication 1	28
Activity 6	Addition 3	Activity 29	Using Multiplication to Find Area	29
	6	Activity 30	Growing Volume	30
Activity 7	Estimating Addition 1	Activity 31	Bringing Down the Zero	31
	7	Activity 32	Estimating Answers	32
Activity 8	Estimating Addition 2	Activity 33	Multiplication 2	33
	8	Activity 34	Write First	34
Activity 9	Adding Out Loud	Activity 35	Keyword Scramble	35
	9			
Activity 10	Perimeter Practice			
	10			
Activity 11	Vending Machine Math			
	11			
Activity 12	Breaking the Code			
	12			
Activity 13	Solving One-Step Equations Using Addition			
	13			
Activity 14	Subtraction 1			
	14			
Activity 15	Number Code			
	15			
Activity 16	Subtraction 2			
	16			
Activity 17	Estimating Subtraction			
	17			

Table of Contents, *continued*

Activity 36	Solving One-Step Equations Using Multiplication	36
Activity 37	Divisibility Rules	37
Activity 38	Number Code	38
Activity 39	Find the Quotient 1	39
Activity 40	Find the Quotient 2	40
Activity 41	Estimating Quotients	41
Activity 42	Think About It: Estimating	42
Activity 43	Shorthand Division	43
Activity 44	Multiplication and Division Puzzle	44
Activity 45	Solving One-Step Equations Using Division	45
Unit 3: Fractions and Decimals		
Activity 46	Reducing Fractions	46
Activity 47	Find the Better Buy	47
Activity 48	Comparing Fractions	48
Activity 49	Fractions 1	49
Activity 50	Finding the GCF	50
Activity 51	Fractions 2	51
Activity 52	To Borrow or Not to Borrow?	52
Activity 53	Fractions 3	53
Activity 54	Scale Drawings	54
Activity 55	Unit Analysis	55
Activity 56	A Grading Dilemma	56
Activity 57	Solving One-Step Equations Using the Reciprocal	57
Activity 58	Fraction Rap	58
Activity 59	Fraction Puzzle	59
Activity 60	Comparing Decimals	60
Activity 61	Decimals 1	61
Activity 62	Decimals 2	62
Activity 63	Draw It	63
Activity 64	Find the Missing Piece	64
Activity 65	Fractions and Equivalent Decimals	65
Activity 66	Decimal Puzzle	66
Activity 67	Unlimited Options?	67
Activity 68	What to Do with That Decimal?	68
Unit 4: Percents, Powers, and Roots		
Activity 69	Writing About History	69
Activity 70	Percents	70
Activity 71	Percent Increase or Decrease?	71

Table of Contents, *continued*

Activity 72		Activity 83	
Pie Charts	72	Multiplying Negative Numbers	83
Activity 73		Activity 84	
Percent Decimal Chart	73	Scientific Notation	84
Activity 74		Activity 85	
Commission	74	Powers and Roots	85
Activity 75		Activity 86	
A Quick Way to Tip	75	What Went Wrong?	86
Activity 76		Activity 87	
Sales Tax	76	Matching the Steps	87
Activity 77		Activity 88	
Simple Interest	77	Write to Remember	88
Activity 78		Activity 89	
Percent Puzzle	78	Using Factor Trees to Find Square Roots	89
Activity 79		Activity 90	
Unscramble the Letters	79	Defend Your Choice!	90
Activity 80		Activity 91	
Solving Percent Problems Using Proportions ..	80	Powers and Roots Puzzle	91
Activity 81		Activity 92	
Solving Percent Problems Using Mathematical Sentences	81	Pythagorean Theorem	92
Activity 82			
Zero Power	82		

NAME: _____



UNIT 2 • ACTIVITY 24

Multiplication Bingo

Your class has decided to play a game of multiplication bingo. Your teacher will roll the two dice and will multiply the two numbers together. Your teacher will continue to do this until someone has bingo. You are allowed to fill out the spaces of your bingo card with the numbers 1 to 36. Numbers can be repeated on your card up to five times.

1. On a separate sheet, create a chart showing all of the possible products of the two dice.
2. Would any numbers in the range you're allowed to use be more useful on a bingo card than others? Explain.

3. Are any numbers between 1 and 36 impossible to get? Explain.

4. How would you fill out your card?

		Free Space		



**UNIT 2 • ACTIVITY 25****Partner Facts**

Choose a partner for the following activity. Plan to help each other learn multiplication facts!

First, as a team, write down every multiplication fact from 0 to 12. This means you need to write down $0 \times 0 = 0$, $0 \times 1 = 0$, through $12 \times 0 = 0$. Then write down $12 \times 1 = 12$ through $12 \times 12 = 144$. Write each fact on a separate slip of paper. Place all the slips face down.

Next, you will take turns quizzing each other using these slips of paper.

Decide who will go first. The other partner will then choose a slip of paper and quiz the first player. For instance, you may pick up the slip of paper that reads: $6 \times 7 = 42$. You would say: "Six times seven equals . . ." and wait for your partner to answer. If your partner answers correctly, choose another slip of paper and read the problem. Continue for 2 minutes or until your partner has given three incorrect responses. If your partner answers incorrectly, write the complete corrected multiplication fact below.

Once 2 minutes is up (or three wrong answers have been given), change roles. The quizzer will now give answers. Whoever answers more problems correctly during his or her turn wins the round.

After each round, discuss your wrong answers and review the correct multiplication facts you wrote below. Try to help each other improve. Continue to play until your teacher ends the game.

Correct multiplication fact 1: _____

Correct multiplication fact 2: _____

Correct multiplication fact 3: _____



NAME: _____



UNIT 2 • ACTIVITY 26

Multiplication Chart

Complete the multiplication chart by filling in the missing values.

\times	1	2	3	4	5	6	7	8	9	10	11	12	13
1	1	2	3	4	5	6	7	8	9	10	11	12	13
2	2		6		10	12			18		22		
3				12	15					30			
4		8				24					44		52
5		10			25			40		50			
6	6		18		30		42					72	
7			21				49				77		91
8	8			32		48			72				
9			27							90		108	
10	10				50			80			110		
11	11		33				77						143
12				48			84			120			
13		26			65				117				169

1. Are there any patterns that you found? _____

2. What do you notice about the middle diagonal starting at the top left corner? _____





Basic Mathematics

Test Pack

Table of Contents

To the Teacher	v
Testing Students Who Do Not Test Well	vi
Test-Taking Strategies for <i>Power Basics</i>	vii
Pretest	1
Unit 1 Test: Addition and Subtraction	7
Unit 2 Test: Multiplication and Division	12
Unit 3 Test: Fractions and Decimals	17
Unit 4 Test: Percents, Power, and Roots	23
Posttest	27
Answer Key	33
Student Record-Keeping Form	34
Strategies for Standardized Testing	35

BASIC MATHEMATICS • PRETEST

Circle the correct answer for the problem. Show your work.

1.
$$\begin{array}{r} 147 \\ 756 \\ + 377 \\ \hline ? \end{array}$$
- a. 1180
 - b. 1260
 - c. 1270
 - d. 1280
-

Circle the correct answer for the problem. Show your work.

2. $(542 + 727) - 215 = ?$
- a. 400
 - b. 1054
 - c. 1344
 - d. 1484
-

Solve the following problem, and write your answer on the line. Show your work.

3. Mr. and Mrs. Cordero have three vacations planned for this year. The first vacation costs \$1435. The second costs \$4989. The third costs \$2750. How much will they spend on vacations during the year? \$ _____
-

Circle the correct answer for the problem. Show your work.

4.
$$\begin{array}{r} 4145 \\ \times 139 \\ \hline ? \end{array}$$
- a. 576,045
 - b. 576,155
 - c. 587,255
 - d. 672,555
-

Solve the following problem, and write your answer on the line. Show your work.

5. $45,512 \times 17 = ?$ _____

Circle the correct answer for the problem. Show your work.

6. Mr. Johnson has \$5500 in his bank account. He has three bills to pay. Each bill is for \$400. How much will he have left in his bank account after he pays the three bills?

- a. \$4300
 - b. \$5100
 - c. \$5300
 - d. \$5380
-

Circle the correct answer for the problem. Show your work.

7. Mrs. Paletta gets a pension of \$450 each month. She also gets \$620 each month from Social Security. How much does she get each year?

- a. \$5400
 - b. \$7400
 - c. \$10,740
 - d. \$12,840
-

Circle the correct answer for the problem. Show your work.

8. $\begin{array}{r} ? \\ 17 \overline{) 3443} \end{array}$

- a. 34 R 3
 - b. 22 R 9
 - c. 202 R 9
 - d. 2029
-

Circle the correct answer for the problem. Show your work.

9. $82,698 \div 33 = ?$

- a. 2312
- b. 2506
- c. 2016
- d. 3506

UNIT 2 TEST • MULTIPLICATION AND DIVISION

Circle the correct answer for the problem. Show your work.

1.
$$\begin{array}{r} 12 \\ \times 17 \\ \hline ? \end{array}$$

- a. 29
 - b. 46
 - c. 204
 - d. 354
-

Solve the following problem, and write your answer on the line. Show your work.

2.
$$\begin{array}{r} 26 \\ \times 42 \\ \hline ? \end{array}$$

Solve the following problem, and write your answer on the line. Show your work.

3. $569 \times 95 = ?$ _____

Circle the correct answer for the problem. Show your work.

4. $48 \times 785 = ?$
- a. 37,680
 - b. 37,737
 - c. 737
 - d. 36,680

Circle the correct answer for the problem. Show your work.

5. 1461
 $\times 211$

 $?$

- a. 5844
- b. 308,271
- c. 32,142
- d. 207,271

Solve the following problem, and write your answer on the line. Show your work.

6. 98
 $\times 53$

 $?$ _____

Circle the correct answer for the problem. Show your work.

7. $825 \times 37 = ?$
- a. 8200
 - b. 8250
 - c. 29,395
 - d. 30,525

Circle the correct answer for the problem. Show your work.

8. $145 \times 6562 = ?$
- a. 951,290
 - b. 951,497
 - c. 951,490
 - d. 45.25

BASIC MATHEMATICS • POSTTEST

Solve the following problem, and write your answer on the line. Show your work.

1.
$$\begin{array}{r} 1245 \\ 3299 \\ + 309 \\ \hline ? \end{array}$$

Solve the following problem, and write your answer on the line. Show your work.

2. $(128 + 404) - 499 = ?$ _____

Circle the correct answer for the problem. Show your work.

3. Janek is a car salesman. He sold three cars this month. He made \$1324 for his first commission, \$1560 for his second, and \$1233 for his third. How much did he make in commissions this month?
- a. \$3997
 - b. \$4007
 - c. \$4237
 - d. \$4117
-

Circle the correct answer for the problem. Show your work.

4. $1625 - 1228 = ?$
- a. 397
 - b. 407
 - c. 497
 - d. 2853

Solve the following problem, and write your answer on the line. Show your work.

5. Yin bought three pairs of socks for \$2 a pair. He also bought a pair of shoes for \$40 and two ties for \$12 each. What was his total bill? _____

Circle the correct answer for the problem. Show your work.

6. $469 \times 92 = ?$
- a. 4315
 - b. 41,480
 - c. 42,148
 - d. 43,148

Circle the correct answer for the problem. Show your work.

7.
$$\begin{array}{r} 1302 \\ \times 202 \\ \hline ? \end{array}$$
- a. 253,004
 - b. 263,004
 - c. 263,994
 - d. 277,900

Circle the correct answer for the problem. Show your work.

8. Petra paid \$2200 a month for her office space last year. This year she moved to larger offices. She is now paying \$2650 a month. How much more will she pay in rent this year compared to last year?
- a. \$450
 - b. \$4500
 - c. \$5400
 - d. \$31,800