

PCI702

# SURVIVAL SIGNS

## WORKSHEETS

A VISUAL "HANDS-ON"  
REINFORCEMENT PROGRAM

by  
**Janie Haugen**

Monday, October 17, 2005.max

## TABLE OF CONTENTS

<b>Introduction</b> .....	4
<b>Getting Started</b> .....	5
<b>Examples of Completed “Indoor” Survival Signs Worksheets</b> .....	6
<b>Listing of all “Indoor” Survival Signs</b> .....	7
<b>Examples of Completed “Outdoor” Survival Signs Worksheets</b> .....	9
<b>Listing of all “Outdoor” Survival Signs</b> .....	10
<b>“Indoor” Survival Signs Answer Key</b> .....	12
<b>“Outdoor” Survival Signs Answer Key</b> .....	38
<b>“Indoor” Survival Signs</b>	
Survival Signs Practice for Signs 1–5 .....	1–8
Survival Signs Practice for Signs 6–10 .....	9–16
Survival Signs Review Worksheets for Signs 1–10 .....	17–20
Survival Signs Practice for Signs 11–15 .....	21–28
Survival Signs Practice for Signs 16–20 .....	29–36
Survival Signs Review Worksheets for Signs 1–20 .....	37–44
Survival Signs Practice for Signs 21–25 .....	45–52
Survival Signs Practice for Signs 26–30 .....	53–60
Survival Signs Review Worksheets for Signs 1–30 .....	61–72
Survival Signs Practice for Signs 31–35 .....	73–80
Survival Signs Practice for Signs 36–40 .....	81–88
Survival Signs Review Worksheets for Signs 1–40 .....	89–104
<b>“Outdoor” Survival Signs</b>	
Survival Signs Practice for Signs 1–5 .....	105–112
Survival Signs Practice for Signs 6–10 .....	113–120
Survival Signs Review Worksheets for Signs 1–10 .....	121–124
Survival Signs Practice for Signs 11–15 .....	125–132
Survival Signs Practice for Signs 16–20 .....	133–140
Survival Signs Review Worksheets for Signs 1–20 .....	141–148
Survival Signs Practice for Signs 21–25 .....	149–156
Survival Signs Practice for Signs 26–30 .....	157–164
Survival Signs Review Worksheets for Signs 1–30 .....	165–176
Survival Signs Practice for Signs 31–35 .....	177–184
Survival Signs Practice for Signs 36–40 .....	185–192
Survival Signs Review Worksheets for Signs 1–40 .....	193–208

# Match the Sign

Indoor Signs: Numbers 1-5

Name \_\_\_\_\_

Date \_\_\_\_\_

Match each sign to the correct word on the right by drawing a line from the sign to the word or words.



AUTOMATIC  
DOOR



DO NOT  
TOUCH



ASK FOR  
RESTROOM  
KEY



ACCESSIBLE



CLOSED
















# Circle the Sign

Indoor Signs: Numbers 1-5

Name \_\_\_\_\_

Date \_\_\_\_\_

Circle the sign that is best described by the word or words to the left.

<b>1</b>  ACCESSIBLE			
<b>2</b>  ASK FOR RESTROOM KEY			
<b>3</b>  AUTOMATIC DOOR			
<b>4</b>  CLOSED			
<b>5</b>  DO NOT TOUCH			




# Match the Sign

Outdoor Signs: Numbers 1-5

Name \_\_\_\_\_

Date \_\_\_\_\_

Match each sign to the correct word on the right by drawing a line from the sign to the word or words.



AIRPORT

BEWARE  
OF DOG

BUCKLE UP  
FOR SAFETY

BUS  
STOP

BIKE  
ROUTE

# Complete the Sign

Outdoor Signs: Numbers 16–20

Name \_\_\_\_\_

Date \_\_\_\_\_

Fill in the blank on each sign with the correct word or words from the list at the top of the page.

NO  
SWIMMING



NO  
DIVING



NO  
PARKING

